


# **Sun City Summerlin Computer Club**

***Upgrading Windows 10  
to “Something Else”***

**Tom Burt  
August 9, 2025**

# Agenda



**“something  
else”**

- **Introduction**
- **Stay on Windows 10**
- **Retire Your Windows 10 PC & Buy a New Windows 11 PC**
- **Upgrade Windows 10 to Windows 11  
(Possibly Using Various Supported Hacks)**


# Introduction

- On October 14, 2025, Microsoft's Support for Windows 10 will end.
- Link to Microsoft's comprehensive "end-of-life" page for all Windows products: <https://endoflife.date/windows>.
- No more security patches will be issued for Windows 10 or its components.
- Built-in Microsoft Windows Defender anti-malware suite will no longer receive updates.
- MS Office 365 subscribers running on Windows 10 *WILL* receive *security patches* for 3 years.
- If your Windows 10 PC is running fine on October 14, it will continue to do so on October 15 and indefinitely beyond that! There's no reason to panic.
- As time passes, your Windows 10 PC will gradually become more susceptible to newly discovered hacks and new versions of malware.
- Today we'll look at a few "upgrade" scenarios Windows 10 users can pursue.
- This presentation is a fusion of several of my recent seminars, plus an article in the Gigabyte Gazette. Microsoft has recently revised some of its policies.

# How To Get Windows 11

- **Easiest – Buy a *new* PC.**
  - Windows 11 Home comes pre-installed.
  - Product activation handled by the hardware vendor.
  - Windows 11 will be tested and verified by the vendor.
  - *Still need to install your other applications and data.*
- **If you're running Windows 10 on *compatible hardware*, Windows 11 will be offered automatically via Windows Update.**
  - Best to run the Windows 11 PC Health Check app before trying to install the upgrade. Checks your hardware and apps for compatibility.
  - Updates for existing Windows 10 PCs with compatible hardware reportedly have been available since Q1 of 2022.
  - For custom-built PCs, it may work well to install Windows 10 (using old or cheap product keys) and then let Windows Update deliver Windows 11.
- **Install using setup from a [bootable] ISO, DVD or USB flash drive.**
  - <https://www.microsoft.com/software-download/windows11>
- **Persuade (or pay) someone to do Windows 11 Upgrade on your PC (Repair SIG)**

# Staying on Windows 10



Upgrading Windows 10 to "Something Else"

# Stay on Windows 10 Scenarios


- **Windows 10 32-bit version is installed on old hardware (rare)**
  - In-place upgrade to Windows 11 not possible (Win 11 is only 64-bit).
  - Installed apps would all be 32-bit.
- **Your Windows 10 PC still works great, but the CPU and/or TPM is incompatible.**
  - Don't feel like plunking \$\$\$ for a new Windows 11 PC.
  - Might be able to upgrade it to Windows 11 using a "hack" (see later slides).
- **There are application compatibility issues**
  - Running an old, but critical app on Windows 10 that isn't compatible with Windows 11.
  - Possibly no longer have the installation media for some apps running on Windows 10.
- **There may be some device compatibility issues**
  - Possibly using an old printer, scanner, touchpad, web-cam, video capture whose drivers don't work on Windows 11.
- **You just plain hate the Windows 11 User Experience (UX)**
  - Settings, Desktop, Taskbar, File Explorer, Round Corners, ...
  - <https://www.zdnet.com/article/hate-windows-11-heres-how-to-make-it-work-more-like-windows-10/>
  - Maybe you want to wait for Windows 12 (Fall 2026?)
  - Maybe give up on MS and Windows entirely and convert to one of the Linux distros.

Upgrading Windows 10 to "Something Else"

# Windows 10 Extended Security Updates

- **DON'T** run Windows 10 without some kind of security patches!
- **Consumers can enroll in the Windows 10 Extended Security Updates (ESU) program**
  - **Paid subscription service that provides security updates after the end of support.**
  - **Consumers can purchase a one-time, one-year license for \$30.**
  - **Enrollment creates a new license, linked to your MS account.**
  - **Enables the Extended Security Update service for one year – until October 14, 2026.**
  - **Once a MS account has enrolled, that license can be used on up to 10 devices.**
- **Prerequisites:**
  - **Must be running Windows 10 22H2 and Windows Updates must be up to date.**
  - **Must be logged in to an Administrator account (local account or Microsoft account).**
  - **The Windows 10 PC must be signed in to a Microsoft Account.**
  - **The ESU is free if you are backing up settings to a Microsoft Account.**
- **Enrollment details? Here's a link to the support article with the detailed steps:**
  - **<https://support.microsoft.com/en-us/windows/windows-10-consumer-extended-security-updates-esu-program-33e17de9-36b3-43bb-874d-6c53d2e4bf42>**
- **Demo ...**

# Migrating from Windows 10 to a New Windows 11 PC



Upgrading Windows 10 to "Something Else"

# Buy a New Windows 11 PC (1)

- Where to buy a new Windows 11 PC (desktop, laptop, all-in-one)
  - [www.dell.com](http://www.dell.com)      [www.hp.com](http://www.hp.com)      [www.Lenovo.com](http://www.Lenovo.com)
  - [www.Toshiba.com](http://www.Toshiba.com)      [www.acer.com](http://www.acer.com)      [www.amazon.com](http://www.amazon.com)
  - [www.Walmart.com](http://www.Walmart.com)      [www.Costco.com](http://www.Costco.com)      [www.bestbuy.com](http://www.bestbuy.com)
- Good strategy: shop the box makers first, then shop for sales at the retailers.
- Tom's *Recommended* Configuration for a new Windows 11 PC:
  - 2.5 GHz or faster dual (or more) core 64-bit CPU (AMD or Intel)
  - 8 GB of RAM or more.
  - 500 GB (or more) Solid State Drive for the system drive.
  - Optional (but good) - a 1 TB hard drive for storing large data files (pictures, videos, AI models, ...)
  - 1920 x 1080 15.6-inch screen (laptop)

# Buy a New Windows 11 PC (2)

- **Configurations for ordinary users:**
  - **Dell Laptop Example:**  
[https://www.amazon.com/Dell-Inspiron-5645-Laptop-Graphics/dp/B0B3BPKK5R/ref=sr\\_1\\_3?th=1](https://www.amazon.com/Dell-Inspiron-5645-Laptop-Graphics/dp/B0B3BPKK5R/ref=sr_1_3?th=1)
  - **Dell Desktop Example:**  
<https://www.amazon.com/Dell-Slim-Desktop-ECS1250-Processor/dp/B0FDY4QW8H?gQT=2&th=1>
  - **HP All-in-one Example:**  
<https://www.amazon.com/HP-Desktop-i5-1334U-Graphics-24-cr0112/dp/B0DVZHFVX3?gQT=2>
  - **Micro-Desktop Example:**  
[https://www.amazon.com/GMKtec-mini-pc-desktop-computer-n150/dp/B0DN51KD9D/ref=sr\\_1\\_3?th=1](https://www.amazon.com/GMKtec-mini-pc-desktop-computer-n150/dp/B0DN51KD9D/ref=sr_1_3?th=1)
- **Configurations for power users:**
  - **Dell Laptop Example:**  
[https://www.amazon.com/Dell-Inspiron-5640-Laptop-16-0-inch/dp/B0D1KQLRR8/ref=sr\\_1\\_14?th=1](https://www.amazon.com/Dell-Inspiron-5640-Laptop-16-0-inch/dp/B0D1KQLRR8/ref=sr_1_14?th=1)
  - **Dell Desktop Example:**  
[https://www.amazon.com/Dell-OptiPlex-7020-Plus-Business/dp/B0DPWW99T2/ref=sr\\_1\\_4?th=1](https://www.amazon.com/Dell-OptiPlex-7020-Plus-Business/dp/B0DPWW99T2/ref=sr_1_4?th=1)


# Moving Data, Settings and Programs to a New PC

- Once you have your new Windows 11 PC and have done basic setup you have to migrate data, settings and programs from your old PC to the new one. This can take days and needs some careful planning.
- Windows 11 has no built in “Easy Transfer Tool”
  - You can *manually* transfer data files and settings from an old PC to a Windows 11 PC.
  - If backing up Win 10 settings to your MS account, those settings will be migrated to your new Windows 11 PC when you sign it in to your MS account.
  - You can transfer files via an Ethernet LAN or an external USB flash or hard drive.
  - You still need to reinstall all your applications.
  - There are reports of a new Win 11 migration tool, but it’s not yet released.
- Consider Ease US Todo PCTrans Free 14.0
  - <http://www.easeus.com/free-pc-transfer-software/>
  - Works well, but it’s a bit light as a solution.
  - Moves programs as well as settings and data.
  - Review indicates process is complex.
  - There’s a more comprehensive paid “Pro” version for \$49.95.
- Consider Laplink PC Mover Home (\$39)
  - <https://go.laplink.com/pcmover-feature-overview>

# Windows 11 Settings

- **Winkey+I** brings up the Settings panel to access many settings tools.
  - Can also reach via **Start > Settings** (gear icon).
  - Includes **Control Panel, Network** and **“Change PC Settings”**.
- **Winkey+X** brings up the Desktop Quick Menu, which links to many system management functions.
- Right click on the Desktop background and choose **“Personalize”** or **“Screen Resolution”**.
- **Windows 11 “God Mode” Folder**
  - **Comprehensive categorized panel of links to change Win 11 settings.**
  - **On Desktop, right click and choose New > Folder.**
  - **Name it “God Mode.{ED7BA470-8E54-465E-825C-99712043E01C}”**
  - **Demo ...**

# Upgrading a Windows 10 PC to Windows 11



Upgrading Windows 10 to "Something Else"

# Upgrading a Windows 10 PC to Windows 11

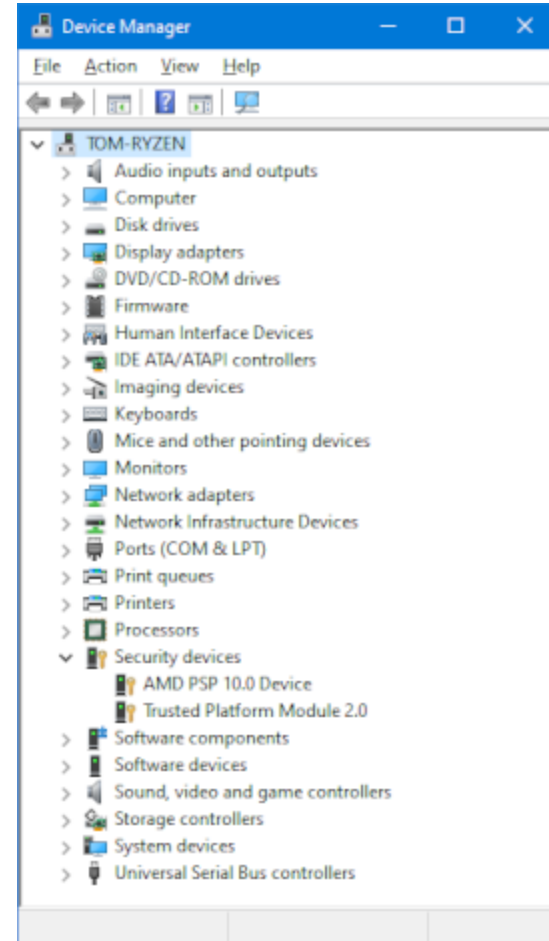
- ***If your hardware is compatible***, Windows update should offer this upgrade automatically.
- If you decide to upgrade ... before starting, make a full image backup of your PC's drives to an external backup drive. Here are two excellent free backup tools ...
  - **Macrium Reflect 8 Free**: [https://www.majorgeeks.com/files/details/macrium\\_reflect\\_free\\_edition.html](https://www.majorgeeks.com/files/details/macrium_reflect_free_edition.html)
  - **EaseUS Todo Free**: <https://www.easeus.com/backup-software/tb-free.html>
- You may prefer to run the update from installation media.
  - You can download the Windows 11 setup as an "ISO" (DVD image) file, or you can use the Windows 11 Media Creation Tool to make a bootable setup flash drive.
  - This is also how you would run an upgrade if your PC is not officially compatible.
- **Advantages of upgrading Windows 10 to Windows 11:**
  - **Much less work!**
  - **All your settings are preserved.**
  - **Your data files remain in place, so no data migration.**
  - **Your installed programs are preserved.**

# Windows 11 Upgrade Hardware Requirements

- A PC that runs Windows 10 may not be able to *officially* run Windows 11.
  - Key requirement is support for TPM 2.0 (Intel CPUs) or PSP 11.0 (AMD CPUs)
  - <https://www.microsoft.com/en-us/windows/windows-11-specifications>
- Windows 11 *requires* a 64-bit capable CPU (no 32-bit version) with Intel VT-x or AMD-V.  
***CPU must be on the Microsoft “supported” list.***
- Tom’s *Recommended* Configuration:
  - 2.5 GHz or faster dual (or more) core 64-bit CPU, 8 GB of RAM or more.
  - TPM 2.0 (Intel) or PSP 11.0 (AMD) on CPU or add-on card or in UEFI BIOS (fTPM).
  - DirectX 12 Graphics Card / Chip with WDDM 2.0 driver.
  - 60 GB free hard disk space on a 256 GB (or more) drive.
  - Solid State Drive for the system drive.
- There are few application compatibility issues
  - Most Windows 10 – compatible applications should run fine on a Windows 11 PC.
- There may be some device compatibility issues
  - Most 64-bit Windows 10 – compatible devices (printers, scanners, web-cams, ...) should run on Windows 11.

# Windows 11 Compatibility Checks

- Run the Windows 11 PC Health Check App (demo)
- Run the TPM Manager
  - Use command prompt: `tpm.msc`
  - If no TPM found, you may have to enable it in the BIOS.
- Display the System Information
  - Use command prompt: `msinfo32.exe`
- Check the Settings (Winkey+I) > System > About screen
- Check the Device Manager > Security Devices
  - Look for Trusted Platform Module or AMD PSP



# Pricing for a Windows 11 Activation Key

- **Retail PC Versions and Prices:**

	OEM Product Key
– Windows 11 Home <i>Built-in on most new retail PCs</i>	\$139 at MS
– Windows 11 Professional <i>Upgrade from Win 11 Home</i>	\$199 at MS \$99 at MS
– Windows 365 (subscription)	\$45/mo per seat
- **Big Discounts via Groupon.com or Kinguin.com and others.**
  - Windows 11 Pro key via Groupon – about \$12.
- **Upgrade Price – FREE**
  - *To owners of Windows 10*
  - *To participants in the “Windows 11 Insider” Program.*
  - *An “in-place” upgrade is available via Windows Update only to systems running Windows 10.*
  - *Others can do a “clean install” upgrade using a downloaded setup image (Media Creation Tool) (burned to a dual-layer DVD or bootable flash drive).*
- ***You can no longer activate Windows 11 using a Windows 7, 8, 8.1 or 10 activation key.***

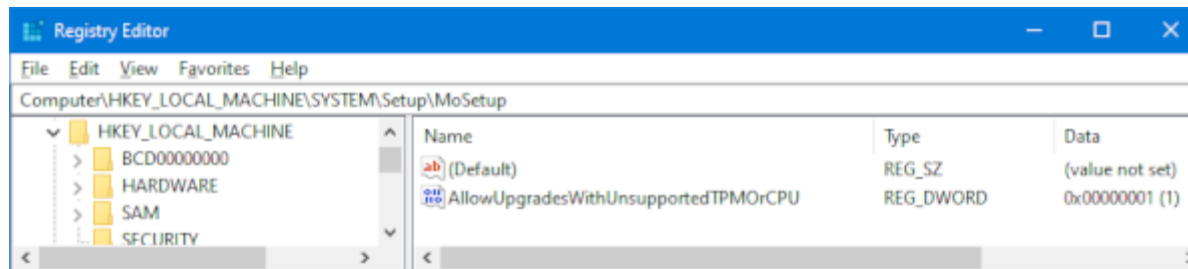
Upgrading Windows 10 to "Something Else"

# Windows 11 Upgrade Compatibility Concerns

- **Hardware / Drivers**
  - Windows 11 *requires* GUID Partition Tables, UEFI BIOS and Secure Boot.
  - UEFI BIOS might be out of date on old PCs – May need to update it.
  - Windows 11 is only available as a 64-bit operating system ...  
*Hardware drivers must also be 64-bit and SIGNED!*
  - For older devices, 64-bit Win 11 hardware drivers from MS or vendors may not exist.
    - Video and Sound cards
    - SCSI Disk Controllers and Wireless LAN cards
    - Printers, faxes and Scanners
- **System Utilities / Tools software**
  - Anti-virus and backup programs may need upgrades.
  - FAX, Scan and Print Tools may need upgrades.
- **Application software – Especially OLD programs may not work**
  - Games
  - Graphics applications
  - Video & music editors & players

# Upgrading an Incompatible Windows 10 PC (1)

- ZDNet Article (Ed Bott) Offers Two Approaches ...
  - <https://www.zdnet.com/article/how-to-upgrade-your-incompatible-windows-10-pc-to-windows-11-two-options/>
- Official Windows Registry Key Hack – Use Regedit.exe
  - Go to or Create: HKEY\_LOCAL\_MACHINE\SYSTEM\Setup\MoSetup
  - Create: AllowUpgradesWithUnsupportedTPMOrCPU REG\_DWORD 1



- Download the latest Windows 11 Setup as an .iso file:  
<https://www.microsoft.com/en-us/software-download/windows11>
- Now run the Windows 11 Setup.exe and it will install over the existing Windows 10.
- Existing Data, Settings and Installed Apps will be preserved.

# Upgrading an Incompatible Windows 10 PC (2)

- Use the Free Rufus Utility to Create a Special Windows 11 Setup
  - This is best for old PCs with *NO hardware or software TPM*.
  - Download and install Rufus 4.9: <https://rufus.ie/en/>  
(Note ... Setups made with earlier versions of Rufus won't work with Windows 11 24H2)
  - Download the latest Windows 11 Setup as an .iso file:  
<https://www.microsoft.com/en-us/software-download/windows11>
  - Provide a 16GB flash drive for Rufus to write the bootable Setup image.
  - Launch Rufus, select the downloaded Windows 11 .iso and the flash drive.
  - In the “Windows User Experience” options, check the box to remove the hardware requirements.
  - Click OK to create the bootable flash drive.
- Now, in Windows 10, run the Windows 11 Setup.exe from that flash drive and it will install over the existing Windows 10.
- Existing Data, Settings and Installed Apps will be preserved.

# Upgrading an Incompatible Windows 10 PC (3)

- **Run the Windows 11 Setup in “/Product Server” Mode**  
This method came from Cyber CPU Tech (See last slide)
  - This is best for old PCs with *NO hardware or software TPM*.
  - Create the bootable Windows 11 setup media (Dual-layer DVD or flash drive)
  - Insert the flash drive or mount the DVD, note the assigned drive letter (e.g. X: )
  - Start the command prompt – Win-key + R > “cmd.exe”
  - Change to the setup drive by typing in its drive letter (e.g. X: )
  - Enter the command: **“setup.exe /Product server”**
- The setup will run, saying it is installing Windows Server, but when it is finished, it will actually have installed Windows 11 24H2 Home or Pro
- Existing Data, Settings and Installed Apps will be preserved

# Windows 11 – Web Links

- Tech Republic Article: What's New in Windows 11 24H2  
<https://www.techrepublic.com/article/microsoft-windows-11-2024-update-24h2/>
- TechRadar Article: <https://www.techradar.com/news/windows-11-home-and-pro>
- Microsoft's Windows Site: <http://windows.com>
- Cyber CPU Tech – Windows 11 Upgrade on Unsupported PCs  
[https://www.youtube.com/watch?v=ug\\_CVQQQsc](https://www.youtube.com/watch?v=ug_CVQQQsc)
- Linus Tech Tips - Windows 11 Upgrade Hacks:  
<https://www.youtube.com/watch?v=NivpAih-s0>
- ZD-Net: [Windows 11 | ZDNet](https://www.zdnet.com/article/windows-11/)
  - <https://www.zdnet.com/article/hate-windows-11-heres-how-to-make-it-work-more-like-windows-10/>

# Questions And Answers

Upgrading Windows 10 to "Something Else"