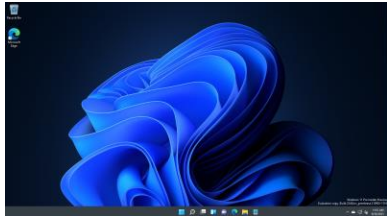



Sun City Summerlin Computer Club

Saturday Windows *Upgrading From Windows 10 to Windows 11*

Tom Burt
October 12, 2024

Agenda



- **Windows 10 Support Ending 11/14/2025**
 - <https://www.zdnet.com/article/5-ways-to-save-your-windows-10-pc-in-2025-and-most-are-free/>
- **Possible Options ...**
 - Keep Using Windows 10 Without Support (Risky)
 - Pay for Extended Windows 10 Support (Pricey)
 - Trash Your Windows 10 PC & Buy a New Windows 11 PC (Pricey)
 - Install Linux + WINE (Lots of Learning)
 - Install ChromeOS Flex (Lots of Learning, No Windows Apps)
 - Upgrade to Windows 11, Possibly Using Various Hacks (Some Learning, moderately complex)

Windows 11 Hardware Requirements

- A PC that runs Windows 10 may not be able to *officially* run Windows 11.
 - Key requirement is support for TPM 2.0 (Intel CPUs) or PSP 11.0 (AMD CPUs)
 - <https://www.microsoft.com/en-us/windows/windows-11-specifications>
- Windows 11 *requires* a 64-bit capable CPU (no 32-bit version) with Intel VT-x or AMD-V.
CPU must be on the Microsoft “supported” list.
- Tom’s *Recommended* Configuration:
 - 2.5 GHz or faster dual (or more) core 64-bit CPU, 8 GB of RAM or more.
 - TPM 2.0 (Intel) or PSP 11.0 (AMD) on CPU or add-on card or in UEFI BIOS.
 - DirectX 12 Graphics Card / Chip with WDDM 2.0 driver.
 - 60 GB free hard disk space on a 256 GB (or more) drive.
 - Solid State Drive for the system drive.
- There are few application compatibility issues
 - Most Windows 10 – compatible applications should run fine on a Windows 11 PC.
- There may be some device compatibility issues
 - Most 64-bit Windows 10 – compatible devices (printers, scanners, web-cams, ...) should run on Windows 11.

How To Get Windows 11 (1)

- **Easiest – Buy a *new* PC.**
 - Windows 11 Home comes pre-installed.
 - Product activation handled by the hardware vendor.
 - Windows 11 will be tested and verified by the vendor.
 - *Still need to install your other applications and data.*
- **If you're running Windows 10 on compatible hardware, Windows 11 will be offered automatically via Windows Update.**
 - Best to run the Windows 11 PC Health Check app before trying to install the upgrade. Checks your hardware and apps for compatibility.
 - Updates for existing Windows 10 PCs with compatible hardware reportedly have been available since Q1 of 2022.
 - For custom-built PCs, it may work well to install Windows 10 (using old or cheap product keys) and then let Windows Update deliver Windows 11.
- **Install using setup from a [bootable] ISO, DVD or USB flash drive.**
 - <https://www.microsoft.com/software-download/windows11>
- **Persuade (or pay) someone to do Windows 11 Upgrade on your PC**

Windows 11 Pricing

- **Retail PC Versions and Prices:**

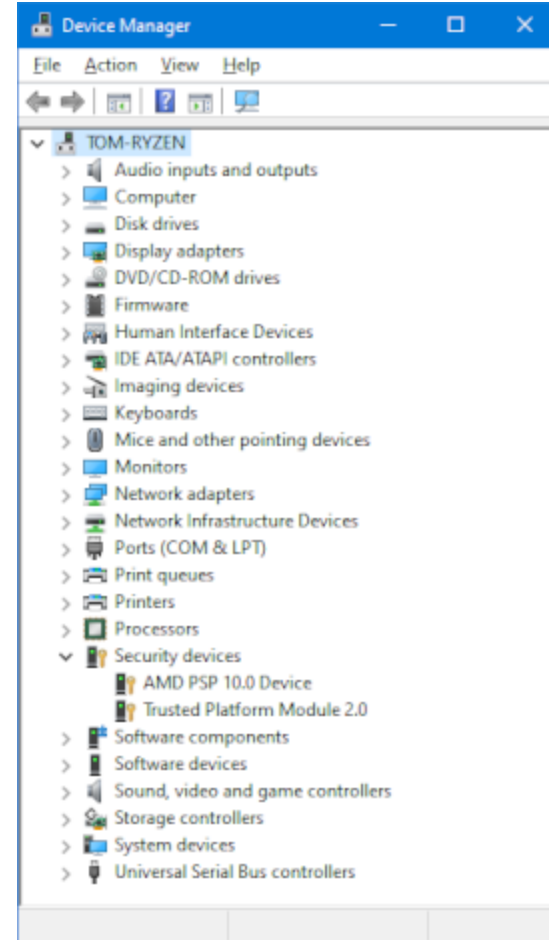
	OEM Product Key
– Windows 11 Home <i>Built-in on most new retail PCs</i>	\$139 at MS
– Windows 11 Professional <i>Upgrade from Win 11 Home</i>	\$199 at MS \$99 at MS
– Windows 365 (subscription)	\$45/mo per seat
- **Big Discounts via Groupon.com or Kinguin.com and others.**
- **Upgrade Price – *FREE***
 - *To owners of Windows 10*
 - *To participants in the “Windows 11 Insider” Program.*
 - *An “in-place” upgrade is available via Windows Update only to systems running Windows 10.*
 - *Others can do a “clean install” upgrade using a downloaded setup image (Media Creation Tool) (burned to a dual-layer DVD or bootable flash drive).*
- ***You can still activate a clean Win 11 install using a Windows 7, 8, 8.1 or 10 activation key.***

Windows 11 Compatibility Concerns

- **Hardware / Drivers**
 - Windows 11 *requires* GUID Partition Tables, UEFI BIOS and Secure Boot.
 - UEFI BIOS might be out of date on old PCs – May need to update it.
 - Windows 11 is only available as a 64-bit operating system ...
Hardware drivers must also be 64-bit and SIGNED!
 - For older devices, 64-bit Win 11 hardware drivers from MS or vendors may not exist.
 - Video and Sound cards
 - SCSI Disk Controllers and Wireless LAN cards
 - Printers, faxes and Scanners
- **System Utilities / Tools software**
 - Anti-virus and backup programs may need upgrades.
 - FAX, Scan and Print Tools may need upgrades.
- **Application software – Especially OLD programs may not work**
 - Games
 - Graphics applications
 - Video & music editors & players

Windows 11 Compatibility Checks

- Run the Windows 11 PC Health Check App (demo)
- Run the TPM Manager
 - Use command prompt: `tpm.msc`
 - If no TPM found, you may have to enable it in the BIOS.
- Display the System Information
 - Use command prompt: `msinfo32.exe`
- Check the Settings (Winkey+I) > System > About screen
- Check the Device Manager > Security Devices
 - Look for Trusted Platform Module or AMD PSP

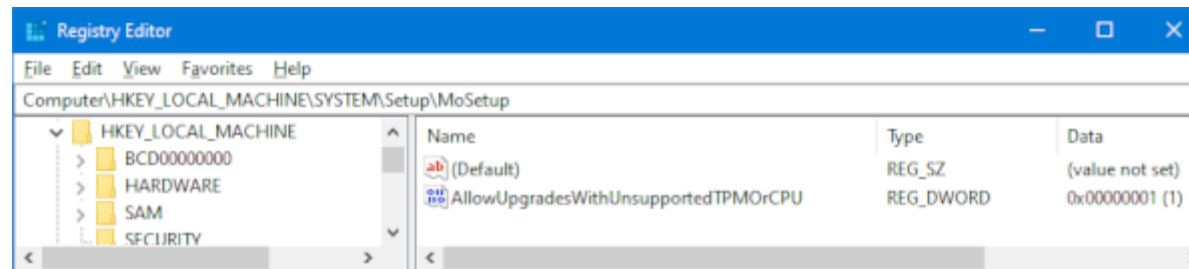


To Upgrade or Not?

- Windows 11 Home ships pre-installed on most new PCs.
 - \$500 to \$900 buys a very nice desktop or laptop PC.
 - For a desktop, recommend you have a 24" wide-screen flat panel.
 - Most new laptops have 1600 x 900 or higher screens, many with touch.
 - Biggest issue is transferring apps, settings and data from an old PC to the new one.
- Windows 10 is still mainstream and will be supported until 10/14/2025 (maybe longer). For most SCSCC members, there's not much reason to upgrade an existing Windows 10 PC, especially if it's *incompatible*.
- If you're already on Windows 10, Windows 11 isn't very different and should be an easy upgrade *if your hardware is compatible*. Windows update should offer this upgrade automatically.
- If you decide to upgrade ... before starting, make a full image backup of your PC's drives to an external backup drive. Here are two excellent free backup tools ...
 - Macrium Reflect 8 Free: https://www.majorgeeks.com/files/details/macrium_reflect_free_edition.html
 - EaseUS Todo Free: <https://www.easeus.com/backup-software/tb-free.html>

Upgrading an Incompatible Windows 10 PC (1)

- ZDNet Article (Ed Bott) Offers Two Approaches ...
 - <https://www.zdnet.com/article/how-to-upgrade-your-incompatible-windows-10-pc-to-windows-11-two-options/>
- Official Windows Registry Key Hack – Use Regedit.exe
 - Go to or Create: HKEY_LOCAL_MACHINE\SYSTEM\Setup\MoSetup
 - Create: AllowUpgradesWithUnsupportedTPMOrCPU REG_DWORD 1



- Download the latest Windows 11 Setup as an .iso file:
<https://www.microsoft.com/en-us/software-download/windows11>
- Now run the Windows 11 Setup.exe and it will install over the existing Windows 10.
- Existing Data, Settings and Installed Apps will be preserved.

Upgrading an Incompatible Windows 10 PC (2)

- Use the Free Rufus Utility to Create a Special Windows 11 Setup
 - This is best for old PCs with **NO hardware or software TPM**.
 - Download and install Rufus 4.6: <https://rufus.ie/en/>
(Note ... Setups made with earlier versions of Rufus won't work with Windows 11 24H2)
 - Download the latest Windows 11 Setup as an .iso file:
<https://www.microsoft.com/en-us/software-download/windows11>
 - Provide a 16GB flash drive for Rufus to write the bootable Setup image.
 - Launch Rufus, select the downloaded Windows 11 .iso and the flash drive.
 - In the “Windows User Experience” options, check the box to remove the hardware requirements.
 - Click OK to create the bootable flash drive.
- Now run the Windows 11 Setup.exe from that flash drive and it will install over the existing Windows 10.
- Existing Data, Settings and Installed Apps will be preserved.

Upgrading an Incompatible Windows 10 PC (3)

- **Run the Windows 11 Setup in “/Product Server” Mode**
This method came from Cyber CPU Tech (See last slide)
 - This is best for old PCs with **NO hardware or software TPM.**
 - Create the bootable Windows 11 setup media (Dual-layer DVD or flash drive)
 - Insert the flash drive or mount the DVD, note the assigned drive letter (e.g. X:)
 - Start the command prompt – Win-key + R > “cmd.exe”
 - Change to the setup drive by typing in its drive letter (e.g. X:)
 - Enter the command: “setup.exe /Product server”
- The setup will run, saying it is installing Windows Server, but when it is finished, it will actually have installed Windows 11 24H2 Home or Pro
- Existing Data, Settings and Installed Apps will be preserved

Moving Data, Settings and Programs

- Automatic if you do an in-place *upgrade* over Windows 10.
- The following are for new PCs and clean (from scratch) installs on old PCs.
- Windows 11 has no built in “Easy Transfer Tool”
 - You can *manually* transfer data files from an old PC to a Windows 11 PC.
 - Transfer via an Ethernet LAN or an external USB flash or hard drive.
 - You still need to reinstall all your applications.
- Consider Ease US Todo PCTrans Free 12.2
 - <http://www.easeus.com/free-pc-transfer-software/>
 - Claims to be a more complete solution.
 - Moves programs as well as settings and data.
 - Review indicates process is complex.
 - Also offer a paid “Pro” version for \$49.95.
- For complex situations, consider Zinstall Easy Transfer Tool (\$119)
 - <http://www.zinstall.com/>

Windows 11 Settings

- **Winkey+I** brings up the Settings panel to access many settings tools.
 - Can also reach via **Start > Settings** (gear icon).
 - Includes **Control Panel**, **Network** and **“Change PC Settings”**.
- **Winkey+X** brings up the Desktop Quick Menu, which links to many system management functions.
- Right click on the Desktop background and choose **“Personalize”** or **“Screen Resolution”**.
- **Windows 11 “God Mode” Folder**
 - Comprehensive categorized panel of links to change Win 11 settings.
 - On Desktop, right click and choose **New > Folder**.
 - Name it **“God Mode.{ED7BA470-8E54-465E-825C-99712043E01C}”**
 - Demo ...

Windows 11 – Web Links

- Tech Republic Article: What's New in Windows 11 24H2
<https://www.techrepublic.com/article/microsoft-windows-11-2024-update-24h2/>
- TechRadar Article: <https://www.techradar.com/news/windows-11-home-and-pro>
- Microsoft's Windows Site: <http://windows.com>
- Cyber CPU Tech – Windows 11 Upgrade on Unsupported PCs
https://www.youtube.com/watch?v=ug_CVQQQSc
- Linus Tech Tips - Windows 11 Upgrade Hacks:
<https://www.youtube.com/watch?v=NivpAiuH-s0>
- ZD-Net: [Windows 11 | ZDNet](#)
 - <https://www.zdnet.com/article/hate-windows-11-heres-how-to-make-it-work-more-like-windows-10/>

Questions And Answers