

***The
Gigabyte
Gazette***

**The Monthly Newsletter
of the
*Sun City Summerlin
Computer Club***

September 2015

Table of Contents

President’s Message	1
Issue Contributors	2
Submissions Welcome	2
SCSCC Board of Directors Actions	2
General Membership Meeting	3
Welcome New Members	3
September 2015 Calendars	3
Special Interest Groups	4
Kaffee Klatches	6
September 2015 Classes	7
September 2015 Seminars	10
Tom’s Tech-Notes	12
Stu Gershon’s Column	14
iPad News and Tips	14
Kretchmar’s Korner	15
September Lab Monitor Schedule	18



President's Message

by Howard Verne

Dear Computer Club and friends

I trust you all had a great summer enjoying family and friends. Now we look forward to the closing out of the year for our fantastic COMPUTER CLUB. After our July and August recess we begin with our monthly club meetings on September 3rd, as always the 1st Thursday of the each month at 7 PM in our Desert Vista meeting room. Tom Kimber, our program chairman, is working very hard to arrange for informative and interesting speakers. For Sept. we will have a timely talk on the *State of NV Conservatorship Laws*; this is a subject which could impact all of us.

Mark your calendars so you do not miss any of our last 4 monthly meetings. See our club website (<http://www.scscclub.com>) for a nice line-up of September's seminars, classes and SIGs.

Your club board is finalizing plans for our annual volunteer's dinner. This event is in appreciation for all our volunteers do to make this club the best in Sun City. For those of you who are not volunteers we welcome you to join our volunteer team so you can attend our dinner next year. We are always looking for class, SIG and seminar instructors, class coaches, lab monitors, greeters, hardware/software techs. If you're interested, we would be very pleased to have you contact me or any board member to get assigned to a function that we know you will enjoy. Technical or not we will teach you what you need to know.

Howard Verne, President

(702) 527-4056 pres.scscclub@gmail.com

Issue Contributors

Irene Burt	Tom Burt	Stu Gershon
David Kretchmar		Pat Lemay
Jeff Southwell		Howard Verne

Submissions Welcome

We are always looking for new information to share with our club members. If you have computer or technical information you would like to share with members of the club, send your articles to Tom Burt at tomburt89134@cox.net. Thank you to everyone for your contributions.

SCSCC Board of Directors Actions

**The Computer Club Board of Directors took the following actions on
August 12, 2015**

Edith Einhorn made a motion that the minutes of the June 10, 2015 Board of Director's Meeting be approved as submitted. The motion was seconded by Tom Kimber and unanimously approved by the Board.

Irene Burt made a motion that we have 20 prizes of \$30 each for the Volunteer Luncheon. The motion was seconded by Edith Einhorn and unanimously approved by the Board.

Chuck Wolff made a motion that the meeting be adjourned at 10:05 AM. The motion was seconded by Tom Kimber and was unanimously approved by the Board.

General Membership Meeting

The September meeting will be held on Thursday, September 3rd, 7PM at Desert Vista. Our guest speakers will be Dan Roberts and Rana Goodman from The Vegas Voice. They will discuss Guardianship in the State of Nevada. Come join us for an informational presentation, refreshments and fellowship. A nominating committee will be established in September to nominate officers and board members for 2016. For Club information go to www.scscclub.com, contact Howard Verne, President at 702-527-4056 or email him at pres.scsc@gmail.com.

Welcome New Members

The following new members joined the Computer Club between July 27th and August 30th.

Stanley Friedman
Deborah Grounds
Victor Huang
Mary Rothenberg
Irwin Socol

Vicki Socol
Bernice Voorhaar
Thomas Voorhaar
Kathleen Zovic

September 2015 Calendars

To view the September classroom and lab calendars, click the following hyperlink:

http://www.scscclub.com/Calendars/scsc_calendar_2015-09sep.pdf

Special Interest Groups

Special Interest Groups (SIGs) provide a forum for general discussion on a specific computer related subject. Admission to all SIGs is on a first-come, first-seated basis and is subject to the maximum allowed by fire code regulations. All of the following meetings are held in the Classroom. <W> or <M> or <H> indicate whether a SIG would be of interest to a Windows, Macintosh or Hand-held Device (i-thing or Android) user.

Genealogy <W>

2nd Thursday, 10:00 a.m.

Karen Ristic (702-749-6489)

Genealogy is one of America's most popular and rewarding hobbies. Come; let us help you find your ancestors on the Internet. We will explore helpful, free, sites and assist you in building your family tree. Check out Karen's new series of Family Tree Maker classes in the lab on the *second Tuesday of the month*, beginning September 8th.

GMail and Other Google Programs <W/M>

1st Thursday, 10:00 a.m.

Pat Lemay (702-254-1499)

This SIG covers Gmail as well as other Google applications. All members are welcome. This is your place to learn about all things Google.

Hardware / Software Repair Lab <W >

Every Tuesday, 1:00 p.m. to 4:00 p.m.

Chuck Wolff (702-233-6634) and

Chuck Hagen (702-418-2614)

The Repair Lab provides **CLUB MEMBERS ONLY** with no cost assistance for those having upgrades and / or hardware and software problems with their computers. Bring in only your PC tower and your problems. Our TECH team will give you our best effort. *Be sure to mark your cables so you can re-connect when you get home.*

Internet Investing <W/M>

3rd Thursday, 9:00 a.m. in even months

Next meeting: October 15.

Tom Burt (702-341-7095)

The Internet Investing SIG provides a forum for members interested in using Internet resources for researching and managing investments to meet, discuss, and learn more about the topic. The SIG's target audience is members with intermediate computer skills and investment experience, but all members are welcome.

iPad SIG <iPod, iPhone, iPad>

4th Thursday, 9 a.m.

Zane Clark (702-562-3684)

This SIG will be your forum for learning about and discussing the Apple iPhone, iPod and iPad tablet devices. It's for Apple hand-held device owners of all experience levels.

Macintosh Users' Group <M/H>

*2nd and 4th Tuesday, 6:30 p.m. **Dark Sept. 8***

Ed Barkin (702-243-6597) and

Rose Mary D'Aloisio (702-255-2813)

This SIG is for Macintosh users of all experience levels. We will have Q&A, so bring your questions and/or problems.

Photoshop <W>

2nd and 4th Wednesdays, 6:00 p.m.

Un-moderated discussion group

This SIG covers many of the basic elements found in both Adobe Photoshop and Adobe Photoshop Elements, two excellent tools to get professional-quality results. If you wish to enhance your photographs, this SIG will be most helpful and of great value. This SIG's target audience is intermediate to advanced digital imaging users, but all members are welcome.

Picasa <W>

3rd Mondays, 1:00 p.m.

Stu Gershon (702-255-3309)

Stu conducts this SIG as a monthly workshop, using Picasa 3 as the tool for organizing and editing digital photos. This SIG's target audience is beginner to intermediate digital photography users, but all members are welcome.

Photoshop Elements<W>

4th Mondays, 1:00 p.m.

Mary Miles

This SIG covers many of the basic and advanced elements found in Adobe Photoshop Elements, especially layers. If you wish to make the most of your photographs, this SIG will be very helpful. This SIG's target audience is intermediate digital imaging users, but all members are welcome.

Kaffee Klatches

Kaffee Klatches provide a forum for general discussion on all computer-related subjects. Admission to all Kaffee Klatches is on a first-come, first-seated basis and is subject to the maximum allowed by fire code regulations. All of the following meetings are held in the Classroom. **<W> or <M> or <H> indicate whether a SIG would be of interest to a Windows, Macintosh or Hand-held Device (i-thing or Android) user.**

Beginners Kaffee Klatch <W/M>

First and Third Saturdays, 9:00 a.m.

Bill Wilkinson (702-233-4977)

If you are a novice or near-beginner computer user, or if you just want some refresher information together with a refreshing cup of coffee, then jump-start or recharge your computing knowledge by attending the BKK sessions. At each session, attendees will explore from one to four topics of particular interest to beginners and near-beginners. The topics are always announced a couple of days in advance via e-mail to SCSCC members who have subscribed to the club's message board. Each topic is presented in a step-by-step manner and is supported by "how to" notes that can be easily and conveniently downloaded from the BKK web page. Following each "up front" presentation of one or more topics (approximately 60 minutes in duration), an informal open-ended Question and Answer period takes place for those who wish to participate, listen, reflect, or inquire.

Kaffee Klatch <W/M/H>

Every Tuesday, 8:30 a.m.

Sandy Mintz (702-838-2525)

This KK is for all users from beginning to advanced. The KK discussions are not restricted to any one subject, computer platform or computer-knowledge level but should be computer or technology related. We will try to answer your questions, help you keep your systems updated and provide some useful "tips and tricks." If you have a tip or information you would like to share, we encourage you to bring it in and share since the SCSCC is built on "neighbor helping neighbor." The fellowship is great, the coffee is good, and the education received from the KK attendees is priceless. Stop by on Tuesday morning and have a cup of coffee with us.

Windows 10 Tutorial <W>

First and Third Saturdays at 10:30 am

Tutor: Bill Wilkinson (702-233-4977)

Each session will be devoted to assisting new Windows 10 owners in becoming familiar and comfortable with Microsoft's newest operating system for desktop and laptop computers. Assistance will be given individually or in small groups as circumstances warrant. Bill's notes are available by clicking [HERE](#).

September 2015 Classes

Because there are a limited number of computer stations available for hands-on participation, pre-registration is necessary for all classes. See individual class descriptions for details on how to register.



THE NEW BOOT CAMP CLASS for Windows Vista, Win7, and Win8.1 Users

No classes until 2016

Each Session Meets from 9 am - noon.

Lead instructor: Bill Wilkinson

**Place Your Name on the Registration List
for the Next Three-Session Class
(Dates to be Determined as Interest Dictates)**

Course Description:

Boot Camp is an introductory course designed for residents who are novice users of the Microsoft Windows operating system. **It also serves as an excellent review for intermediate users who want to fill some gaps in their computer knowledge.**

This hands-on class has a **limited enrollment of 12** with each participant working at an individual computer station in the Computer Lab. A team of lead instructor and four coaches will provide step-by-step instruction that will include demonstrations, guided practice and individual coaching assistance.

These strategies will be covered:

- Secrets for using the mouse and the keyboard effectively
- Basic vocabulary needed for an understanding of Windows (Vista, Win 7, and Win 8.1)
- Managing and organizing your personal data files (documents, pictures, videos, and music)
- Protecting your computer from viruses and other malware
- Safely downloading and installing applications from the Internet
- Efficient and safe use of an Internet browser and search engine.
- Manage, compose, send and receive email messages.

Course Fee: \$10 for current club members; \$20 for non-members

Materials include: a step-by-step user's manual and an 8 GB flash drive

Registration Details:

To be placed on a high-priority wait list for the next available Boot Camp class, please **SEND AN EMAIL MESSAGE TO WILKINLV5@COX.NET** and provide the following information:

- Include "**Boot Camp**" in the Subject Title
- Your first and last name
- Your 8-digit Sun City Summerlin Association number
- Your telephone number
- Your email address

Your pre-registration interest and position in the queue will be acknowledged.



WINDOWS 10: the Basics and Beyond

A NINE-HOUR HANDS-ON CLASS

*Next classes are planned for October 19, 20, 22,
contingent on the lab PCs being upgraded to Windows 10.*

Each Session Meets from 9 am - noon.

Lead Instructor: Bill Wilkinson

Place Your Name on the Pre-Registration List for the Next Three-Session Class

This 9-hour hands-on class, delivered by a team of an instructor and five coaches, will provide participants with a printed manual with over 100 step-by-step strategies and procedures geared specifically to Windows 10.

In addition, we will provide some tips on how to effortlessly make your Windows 10 machine look and feel like your favorite earlier edition of Windows (either XP, Vista, or Win7). Now that's comfort ... having the familiarity of your old computer combined with the speed and power of the Windows 10 system!

Prerequisites: Club Membership for 2015 (\$10); Class Fee for Instructional Manual (\$10); comfortable with using a Mouse.

If you are interested in placing your name on a high-priority reservation list for the next available class, simply send an email message to: WILKINLV5@COX.NET and include the following information:

- Include “**Windows 10 Class**” in the Subject Title
- Your first and last name
- Your 8-digit Sun City Summerlin Association number
- Your telephone number
- Your email address

Your reservation will be acknowledged by return email.

Please note: All hands-on classes are limited to 12 participants. This class fills very quickly.



Write Your Family Story on Family Tree Maker 14

Tuesday, September 08, 2015, 9 AM to 11 AM

Presenter: Karen Ristic

Location: SCSCC Lab

New Computer Genealogy Lab Class

On Tuesday, September 8, 2015, Karen Ristic, the Genealogy SIG teacher, will begin a new class series in the Computer Lab from 9 a.m. to about 11 a.m. This series will run once a month for nine months on the second Tuesday of the month. This new lab class will help you learn to use on the computer the Genealogy software program, Family Tree Maker (FTM) version 2014. The lab contains 12 Windows computers, but you may bring your Mac computer with Family Tree Maker 2014 installed on it because both software versions are nearly identical, so the information presented is applicable to both platforms. *You must be a current member of the Sun City Computer Club to participate. A basic familiarity with your computer is also recommended.*

Purpose

The use of FTM will help you discover and preserve your family's heritage. It's quick and easy to use for those just starting to research their family history, but it's also robust enough for the most serious genealogist. You can use FTM to store, display, and print any kind of family information you want—from names, birth dates, marriages, and deaths to priceless family stories, pictures, and audio/video files. The ultimate goal for all participants is to eventually gather together their genealogical information, put it in the computer, print it, and share it.

The Computer Lab

There will be Windows computers to use so the limit will be 12 people. At the last Genealogy SIG Class in June, people in that class had the opportunity to sign up for this lab class. If you are interested in this class, please sign up in advance for each month's class by sending Karen (nerak2000@earthlink.net) an email. Computers will be allocated on a first-sign-up basis each month.

The First Class

The first class, Tuesday, September 8, 2015 will begin at 9:00 a.m. and last until approximately 11:00 a.m. Handouts will be provided. The topics for this class are: 1) Using the Computer Lab, and 2) Getting Started with Family Tree Maker. Please bring: 1) a flash drive (there will be some for sale at this meeting) and 2) a paper copy of less than 50 of your ancestors / family members on paper with their birth, death, and marriage dates and places to enter into the computer. You will be able to save this information on your flash drive at the end of class — and you will be able to enter more people both at home and in the class.

Be sure to reserve your computer in the lab now. You will receive a response ASAP.

Karen Ristic nerk2000@earthlink.net

September 2015 Seminars

For Computer Club seminars, there is no requirement for advanced registration unless explicitly stated. Seating is first-come, first-seated.



"Introduction to Digital Photography"

Wednesday, Sept 2 at 1pm

Presenter: Stu Gershon

Location: Classroom

How to take better photos with you digital camera or cell phone.



"How to Frame Oversized pictures"

Wednesday, Sept 9 at 1pm

Presenter: Stu Gershon

Location: Classroom

NEW! Many of you have seen my panorama photos and always ask me "How did you frame that?" I will show you how to measure, order and assemble large format pictures with matting and protective plexiglass. *This is a ONE*

TIME ONLY class!



"How to Operate your Digital Camera or Smartphone"

Monday, Sept 14 at 1pm

Presenter: Stu Gershon

Location: Classroom

Bring ALL the cables and instructions that came with your device, because there probably be 20 different devices in the room. Having the right cables and instructions will probably help. (If your instructions came as a pdf on a disk, don't bother printing out the entire set.



Windows 10 Q&A

Wednesday Sep 16th, 1:00 pm

Presenter: Howard Verne

Location: Classroom

Do you keep getting pop-ups from Microsoft saying you should upgrade to Windows 10?

Have you upgraded and have problems?

Are you fearful because of all the bad publicity Windows 10 has received?

See Windows 10 in action and discuss your problems/concerns with Howard

Any other questions re Windows 10?

... then come to the seminar

Handout: See Tom Burt's handouts:

<http://www.scscclab.com/smnr/Windows10EarlyLook.pdf>

<http://www.scs-cc.com/smnr/Windows10WhatsREALLYNew.pdf>



Google Chrome Web Store

Thursday, September 17th at 1 PM

Presenter: Pat Lemay

Location: SCSCC Classroom

The Google Chrome Web Store is the place to download all types of apps to your Chrome Browser. There are everything from Business Tools to Games and Utilities that not only add functions to your browser but also many games for your entertainment. This seminar will explore the Chrome Web Store.



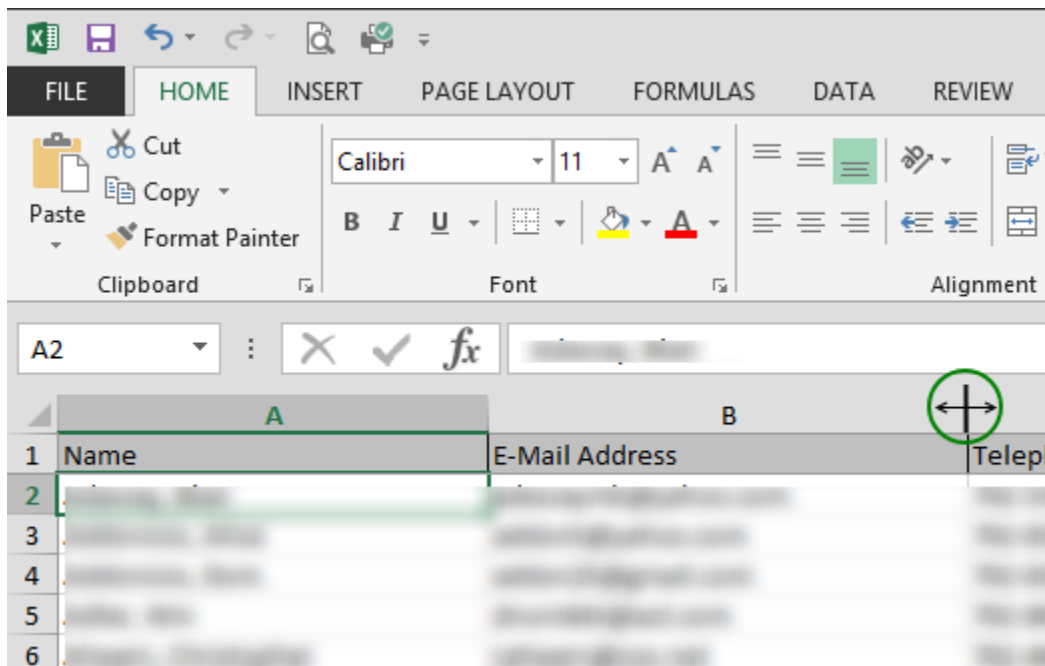
Tom's Tech-Notes

Excel Formatting Tips Tom Burt, SCSCC Vice-President

This month, I decided to offer up a few handy formatting tips and tricks you can use in MS Excel 2010/2013. If you work with spreadsheets much, these are real time savers.

Quickly adjust column widths to exactly fit the contents of the column.

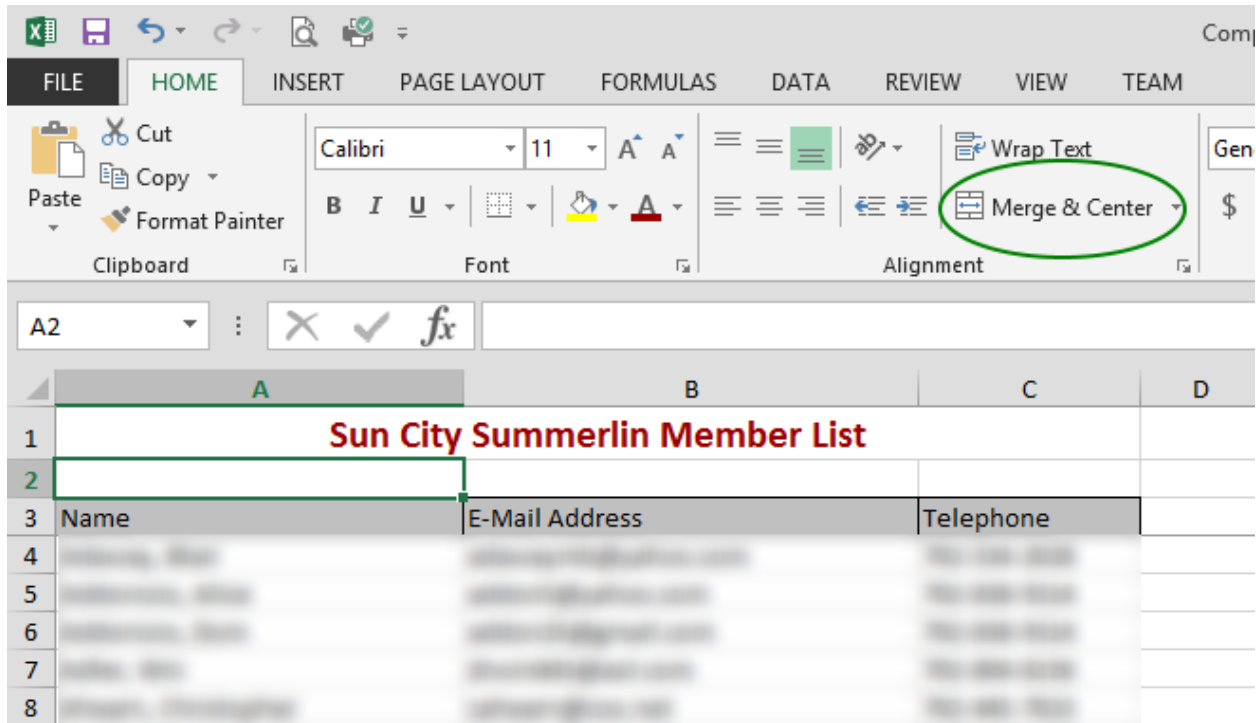
Often a column will contain varying length strings, such as e-mail addresses. You want to adjust the column width to be just wide enough to contain the widest string. A quick way to do this is hover the mouse in the column headers (A, B, C, ...) over the top right edge of the column. The cursor will turn into a small cross with horizontal arrows (see the green circle in the image below). Double click and the column to the left will adjust its width to that of the widest value. This works with any type of data in the column.



Merge and Center Multi-column Headline Cells

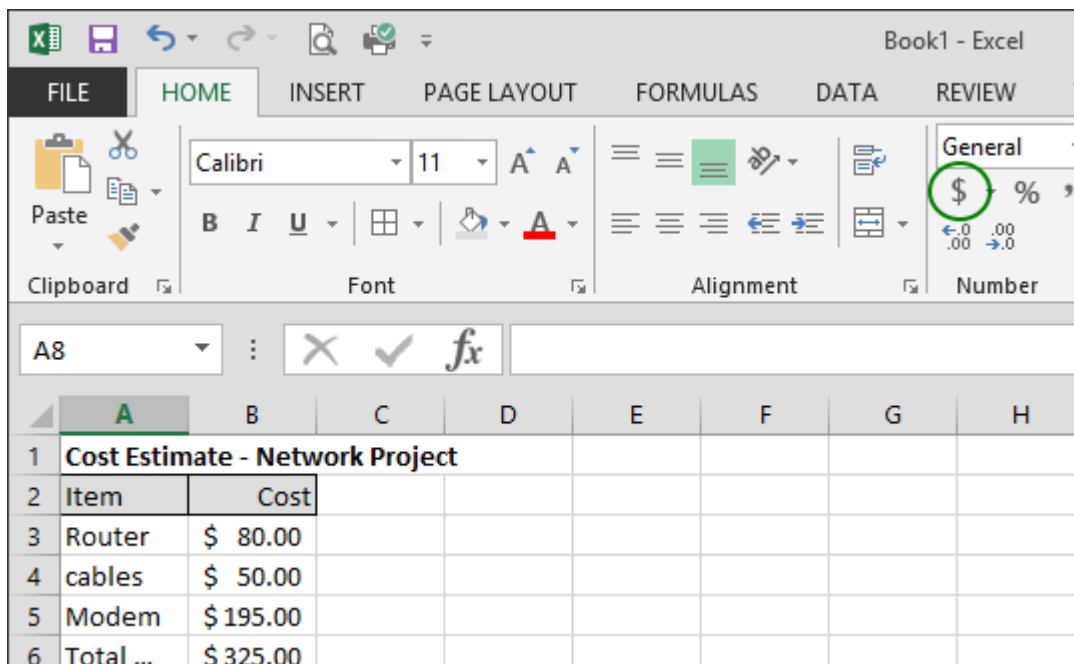
Often, it's nice to have a centered headline at the top of a set of columns. (See the screen shot below). The quick way to do this is to enter the headline text into the leftmost cell in the row that will hold the centered headline. Then drag the mouse left to right across the range of cells that will hold the centered headline. In the diagram below, this would be A1 through C1. Finally click the Merge & Center icon in

the ribbon. This will merge the selected cells and center the text in one step. Adjust the font face, size, weight and color to suit.



Quick Format Numbers, Currency and Percentages

Drag the mouse through a range of plain number cells and then click the \$ icon (see the screen shot) to reformat them as currency values. You can also use the “%” icon for fractional values and the “,” icon for large numerical values. Experiment to see the results.





Stu Gershon's Column

By Stu Gershon Digital Photography Month

Everyone is taking pictures. More photos are being taken everywhere in this world. Most people don't even use a camera, they use their cell phone. In September, I will be doing classes for "Photography Month"!

On Wednesday, September 9th, at 1 pm in the classroom, I will be giving my "**Introduction to Digital Photography**"! Even though most people are taking photos with their cell phones instead of their cameras, there are still some basic rules of photography that hold true and I will demonstrate them in this class.

On Monday, September 14th, at 1 pm in the classroom, I will be giving a workshop on "**How to Use Your Camera or Cell Phone**". Since this is a "hands on" workshop, it is necessary for you to bring your camera or cell phone so you can try out what I will show you.

Finally, **on Monday, September 21st, at 1 pm in the classroom,** I will be demonstrating how to use the free program, **Picasa**, and some basic editing techniques, which might or might now, be included with your cell phone, or maybe you have found an app that will produce the edits which I will be showing you. Whether you are an expert with Photoshop, or a newbie with a cell phone, basic editing will always make your photos better.

I hope to see many of you there, and I also need you to remember to **bring the USB cable that came with your phone or camera** so that I can demonstrate how to transfer the photo files from your phone/camera to your computer.

Stu Gershon



iPad News and Tips

by Zane Clark

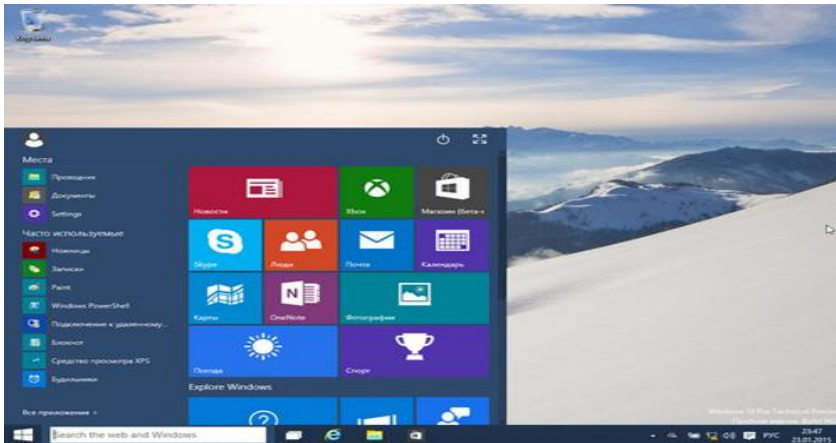
No column in September



Kretchmar's Korner

By David Kretchmar, Computer Hardware Technician

My First Impressions of Windows 10



I have downloaded and installed Windows 10 Home on my new laptop and Windows 10 Professional on my tower, both starting with Win8.1, fully updated. The Windows 8.1 installation on my laptop was a new OEM system. The Windows 8.1 on my desktop was based on the \$40 upgrade license from Win7 that Microsoft sold when Windows 8

was originally released.

I had not “reserved” Win10, so when I clicked on the Taskbar icon I got a message that I would be notified when my installation was ready and it might be days or weeks.

How to Get It

Being impatient and curious I went directly to Microsoft <http://www.microsoft.com/en-us/software-download/windows10> and downloaded the installation files and installed the OS from my desktop. I also downloaded the Win10 ISO file and burned it to a DVD.



Make Backups Prior to Upgrading to Win 10

Prior to the installations I created system backups of my computers, using the Microsoft system backup left in Windows 8, software originally from Windows 7. I did not need these backups, but better safe than sorry.

Installation of Win10


The installation to my tower failed the first attempt, returning me to Win8. 1. I unplugged my USB external drive and USB headset and Win10 installed without a hitch.

The installation to my laptop seemed almost effortless, taking about an hour with user input required only at the beginning and when the installation completed.

The Home Premium installation on my laptop blew away Microsoft's Archrival Google Chrome, requiring a reinstall, but no other programs or files seem to be effected. The desktop installation of Win10 Pro left Chrome unaffected.



Microsoft Edge



Internet Explorer has been replaced by a new browser, Microsoft Edge. I was surprised that Edge did not pick up my Favorites and other settings from IE, especially when Firefox and Chrome retained all of my data. I was able to import my Favorites from Internet Explorer with just a couple of clicks.

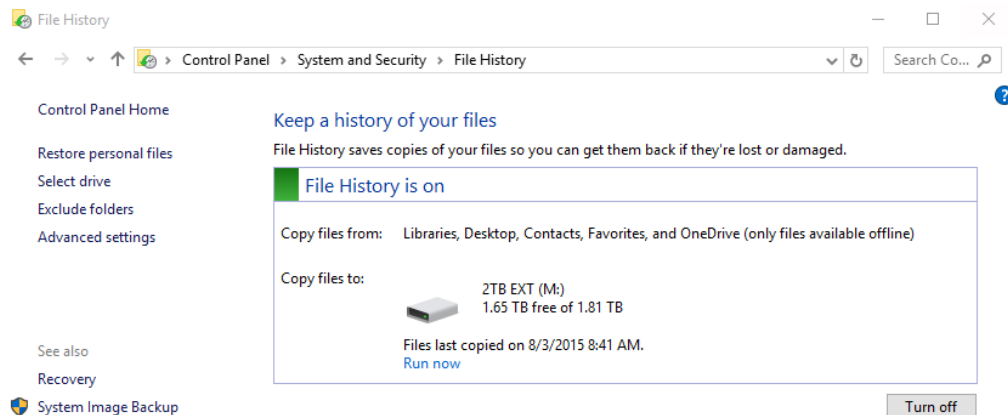
Cortana



Cortana, Microsoft's "Digital Assistant" has not worked very well for me so far, but I'll give an opportunity for us to get to know each other before I make any final judgements. So far her answer to most of my questions has been a Bing search page. Her favorite color is pink.

System Backup

I was happy that Win10 has retained Windows 7 System Image, which is still named “Backup and Restore (Windows 7)” in Win10. After installation and configuration of Win10 I created a system image on an external USB drive and I created a rescue disk.



Lock Down Your WI-FI

By default, Windows 10 shares your Internet connection over Wi-Fi. This is a worthwhile feature if you want it, but there have been suggestions, from a few, this could open your system to hackers. The security dangers seem exaggerated. Just to be on the safe side, I disabled Wi-Fi sharing, using Settings from the Start menu – very handy.

Looking under the hood of the Win10 OS I see very little change from Win8.

Conclusions

Any user comfortable with Windows 8 should be able to hit the ground running with Win10. In fact I believe even Windows 7 users will be able to make the transition to Win10 fairly easily, certainly more easily than those of us who went from Win7 to Win8.

I believe the most significant change for most users will be the integration of the start menu, and the start menu apps, in the desktop. This seemed so intuitive and natural I wonder why Microsoft did not do this with Win8.

September Lab Monitor Schedule

As of 08-30-2015

Week - Day	Date	Monitor
1 - Wed	2-Sep	Susie Scott
		Jeff Southwell
1 - Sat	5-Sep	Marcy Ishum
		Jeff Southwell
2 - Mon	7-Sep	<i>Holiday</i>
		<i>Holiday</i>
2 - Wed	9-Sep	Tom Brennan
		Jan Edwards
2 - Sat	12-Sep	Fred Cohen
		Jim Enlow
3 - Mon	14-Sep	Donna Bailey
		Blanche York
3 - Wed	16-Sep	Opal Smith
		Susie Scott
3 - Sat	19-Sep	John Zuzich
		Mary Hedin
4 - Mon	21-Sep	Marilyn Gramms
		Nilda Kunich-Fernandez
4 - Wed	23-Sep	Joyce Davison
		Tammy Collins
4 - Sat	26-Sep	Mary Hedin
		John Zuzich
5 - Mon	28-Sep	Sharon Cline
		Lowana Mannlein
5 - Wed	30-Sep	Opal Smith
		Kathy Kirby